

University of Maryland  
FY 2013 Sponsored Research &  
Outreach Activity

# Overview | FY 2013



**\$466M\***

Total awarded for all sponsored projects in FY 2013.

**\$324M**

Total awarded from federal agencies.

**\$87M**

Total awarded from non-federal agencies, universities, corporations, other non-profits, etc.

Top 5 colleges that were awarded the most research & outreach dollars in FY 2013:

1. College of Computer, Math, & Natural Sciences
2. A. James Clark School of Engineering
3. College of Agriculture & Natural Resources
4. College of Behavioral & Social Sciences
5. College of Arts & Humanities

# By College | FY 2013



## UMD Sponsored Research & Outreach Activity

Data below summarize external support received for research, training, service and fellowships.

UMD College	Total Amount Received
A. James Clark School of Engineering	\$100,814,545
College of Agriculture & Natural Resources	\$49,374,116
College of Arts & Humanities	\$20,541,397
College of Behavioral & Social Sciences	\$46,152,511
College of Computer, Math & Natural Sciences	\$153,707,366
College of Education	\$8,072,917
College of Information Studies	\$2,641,123
Other Units **	\$55,909,497
Philip Merrill College of Journalism	\$714,147
Robert H. Smith School of Business	\$5,047,231
School of Architecture	\$4,387,538
School of Public Health	\$14,185,125
School of Public Policy	\$4,708,973

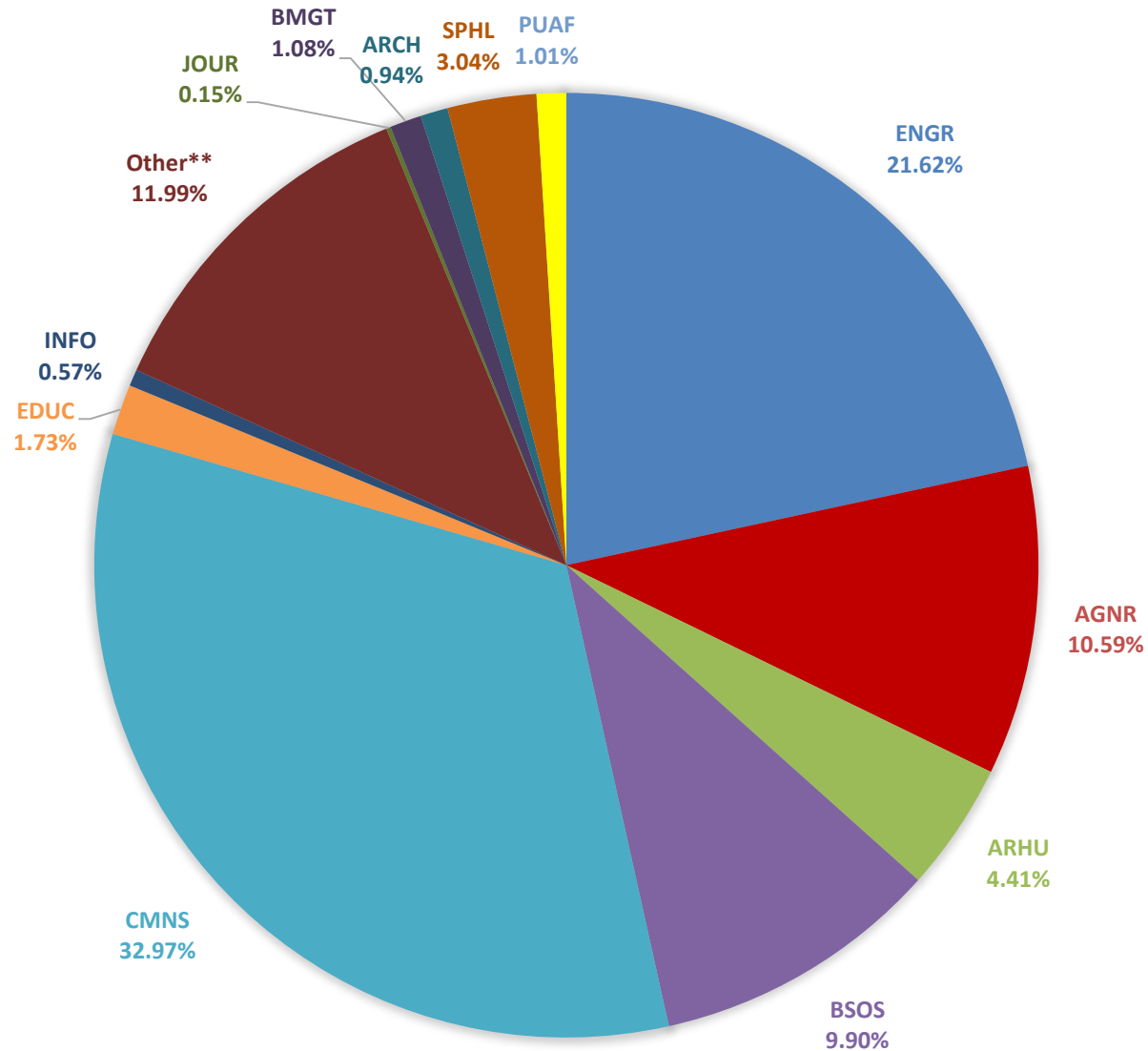
\*Based on assigned Unit credit

\*\* "Other" Includes: EXT, GRAD, LIBR, IT, PRES, SVPAAP, UGST, VPAA, VPR, VPSA, VPUR

# By College | FY 2013



UMD Sponsored Research & Outreach Activity  
*Percentage of total value by college.*

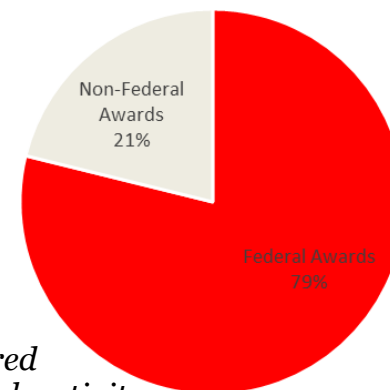


# By Federal Agency | FY 2013



## UMD Sponsored Research & Outreach Activity by Federal Agency

Agency or Sub-category	Award Amount	Percentage of Federal	Percentage of Total
Department of Defense (DoD)	\$89,037,645	27.45%	21.65%
National Science Foundation (NSF)	\$55,192,706	17.02%	13.42%
Nat'l Aeronautics & Space Admin. (NASA)	\$43,471,864	13.40%	10.57%
Dept of Health & Human Srvc (DHHS)	\$37,619,324	11.60%	9.15%
Department of Commerce	\$33,936,129	10.46%	8.25%
All Other Federal	\$23,708,324	7.31%	5.76%
Department of Agriculture (USDA)	\$21,420,014	6.60%	5.21%
Department of Energy (DoE)	\$12,332,522	3.80%	3.00%
Department of Education	\$4,332,111	1.34%	1.05%
Department of Homeland Security (DHS)	\$3,272,930	1.01%	0.80%
<b>FEDERAL TOTAL</b>	<b>\$324,323,569</b>	<b>100.00%</b>	<b>78.85%</b>

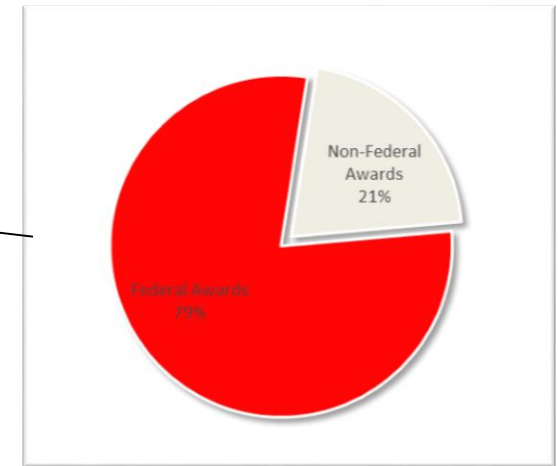
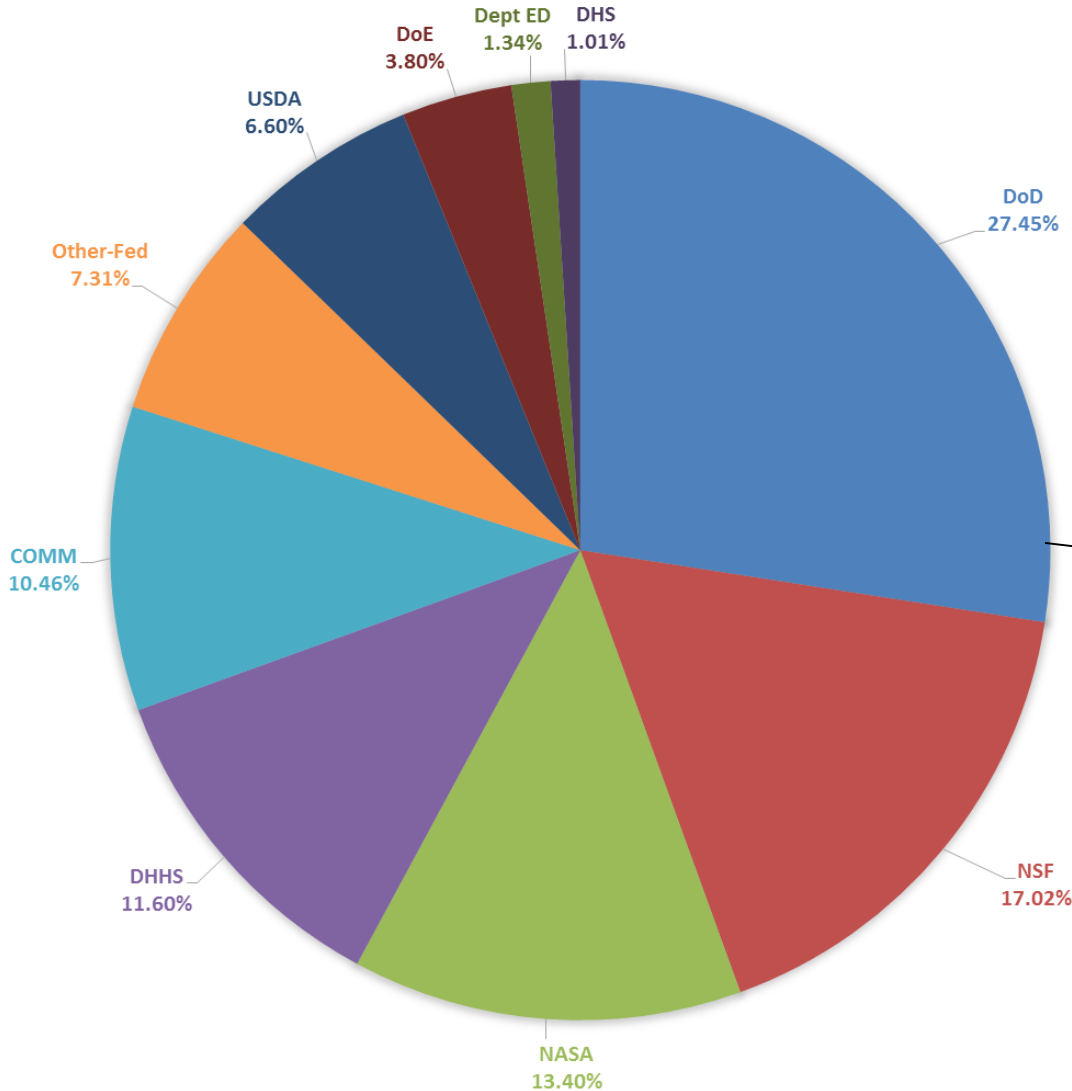


*2013 total sponsored  
research & outreach activity*

# By Federal Agency | FY 2013



UMD Sponsored Research & Outreach Activity  
Percentage by Federal Agency.



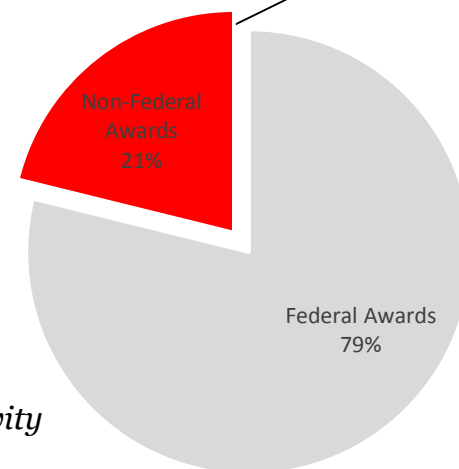
*2013 total sponsored research & outreach activity*

# By Non-Federal Agency | FY 2013



## UMD Sponsored Research & Outreach Activity by Non-Federal Agency

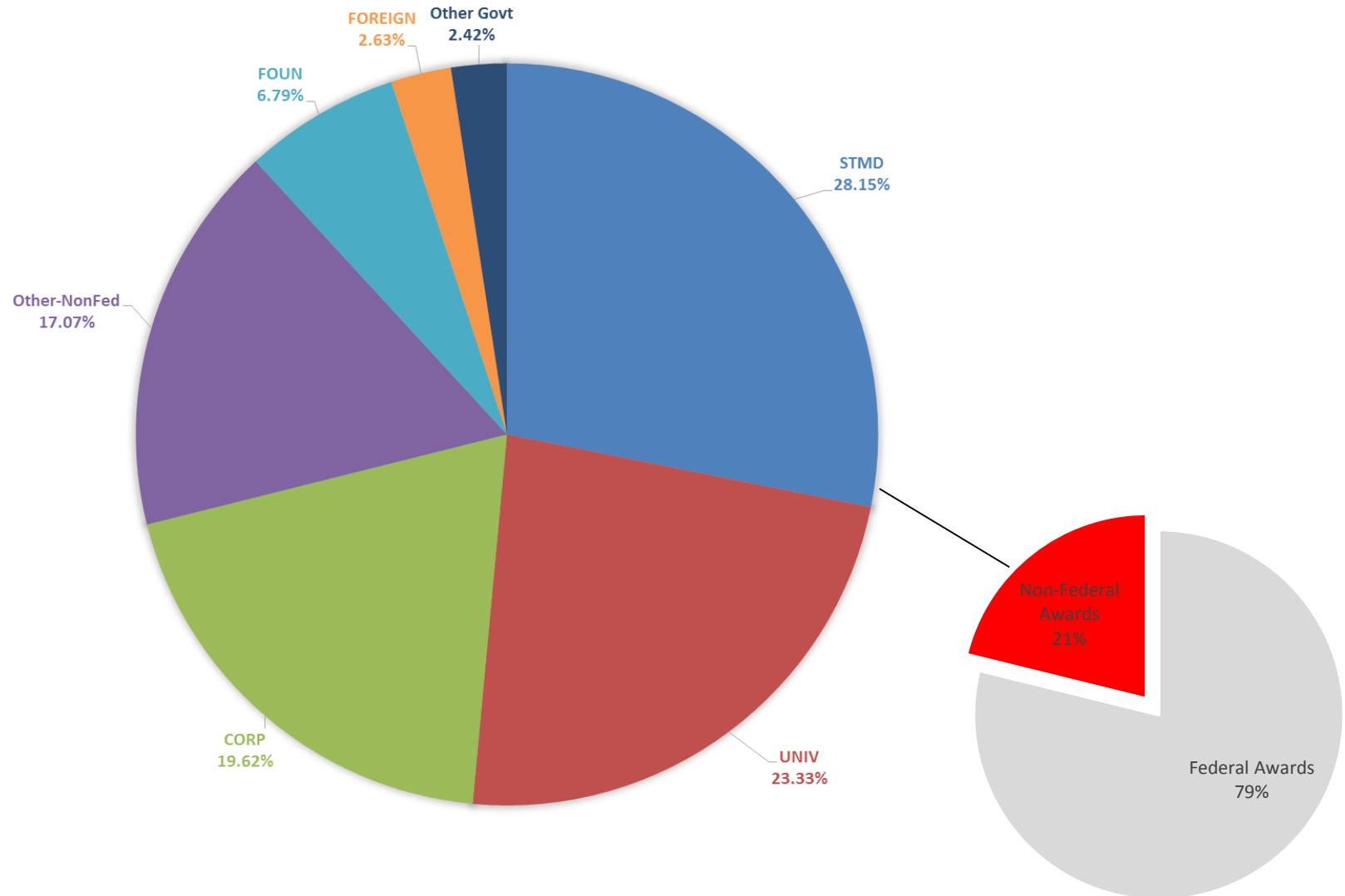
Agency or Sub-category	Award Amount	Percentage of Non-Federal	Percentage of Total
State of Maryland	\$24,479,486	28.15%	5.95%
Universities	\$20,292,173	23.33%	4.93%
Corporations	\$17,062,445	19.62%	4.15%
All Other Non-Profit	\$14,846,386	17.07%	3.61%
Foundations	\$5,905,206	6.79%	1.44%
Foreign Organizations	\$2,286,921	2.63%	0.56%
Other Govt. Entities	\$2,102,447	2.42%	0.51%
<b>NON-FEDERAL TOTAL</b>	<b>\$86,975,064</b>	<b>100.00%</b>	<b>21.15%</b>



# By Non-Federal Agency | FY 2013

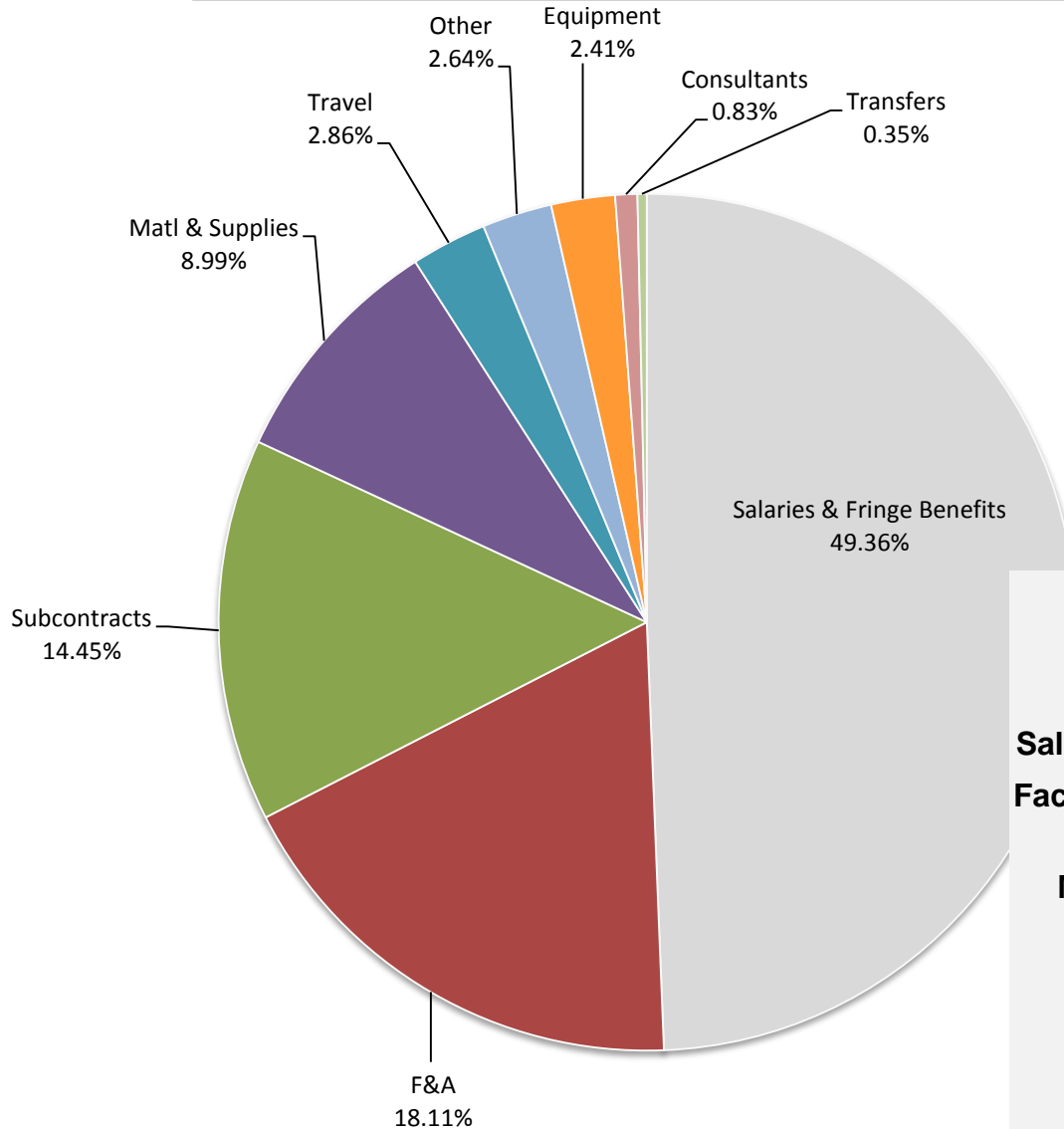


## UMD Sponsored Research & Outreach Activity by Non-Federal Agency





# By Expenditure Category | FY 2013



Expenditure Category	Expenditure Dollars	Percentage of Total
Salaries & Fringe Benefits	\$229,354,384	49.36%
Facilities & Administration	\$84,128,032	18.11%
Subcontracts	\$67,137,028	14.45%
Materials & Supplies	\$41,773,725	8.99%
Travel	\$13,306,046	2.86%
Other	\$12,260,017	2.64%
Equipment	\$11,182,545	2.41%
Consultants	\$3,873,552	0.83%
Transfers	\$1,625,712	0.35%
<b>TOTAL</b>	<b>\$464,641,042</b>	<b>100.00%</b>